

# Short Review



## A Review of Phytochemistry and Meidicnal Properties of Jujube (*Ziziphus vulgaris* L.)

Open Access

Jinous Asgarpanah<sup>1</sup>, Elaheh Haghighat<sup>1</sup>

<sup>1</sup> Department of Pharmacognosy, Islamic Azad University-Pharmaceutical Sciences Branch, (IAUPS), Tehran, Iran.

### Abstract

Iran has a great wealth of various naturally occurring medicinal plants which have great potential pharmacological activities. *Ziziphus vulgaris* known as Jujube is one of these plants. For a long time *Z. vulgaris* has been used in alternative medicine as anti-hyperglycemic, anti-hyperlipidemia and anti- hypertension. *Z. vulgaris* has recently been shown to have antibacterial, antioxidant, anti-hyperglycemic, antihyperlipidemic and sedative activities. Flavonoids, alkaloids and saponins are the main phytochemicals which are reported from this plant. Considering the easy collection of the plant, its wide distribution in warm-temperate regions, and remarkable biological activities, this plant is used as both medicine and food in some parts of the world including Iran. This paper reviews the botany, traditional uses, phytochemistry, and pharmacology of this medicinal plant.

**Keywords:** *Ziziphus vulgaris*, Rhamnaceae, Pharmacology, Phytochemistry

\*Corresponding author: Jinous Asgarpanah, PhD., Department of Pharmacognosy, Islamic Azad University-Pharmaceutical Sciences Branch (IAUPS ), Tehran, Iran.  
Tel: +98 21 22640051, Fax: +98 21 22602059,  
E-mail address: asgarpanah@iaups.ac.ir

## 1. Introduction

Affordability and accessibility of the medicinal plants have made them as an important part of many people's life all over the world. The medicinal plants selection is a conscious process, which has led to an enormous number of medicinal plants being consumed in many cultures in the world (Heinrich et al., 2004). According to the World Health Organization (WHO), due to the poverty and lack of access to modern medicines, about 65-80% of the world's population in developing countries depends on plants for their primary health care (Calixto, 2005). Regarding the lack of safe and modern drugs, evaluation of active and effective plants for treating illnesses such as diabetes has been recommended by WHO (Kim et al., 2007). It is estimated that close to 25% of the active compounds in currently prescribed synthetic drugs were first identified in natural sources especially in plant (Halerstein, 2005).

Commonly known as Jujube, *Ziziphus vulgaris* L., is a deciduous tree, native to the warm-temperate and subtropical regions including North Africa, South Europe, Mediterranean, South and East of Asia and Middle East (Salehi Surmaghi, 2010). It belongs to Rhamnaceae family in the order of Rosales that contains about 60 genera and more than 850 species. The genus *Ziziphus* consists of approximately 40 species of spiny shrubs and small trees throughout the world. *Z. vulgaris* has been among the key plants of the Iranian traditional medicine since ancient times and is indigenous and naturalized throughout Iran (Solati and Soleimani, 2010). It has been known as "Annaab" in Iran and is widely distributed in eastern, south, north-eastern and central parts of Iran (Salehi Surmaghi, 2010). *Z. vulgaris* is a deciduous tree up to 12 m in height. It grows mostly in tropical forests, however, it has as well been found in stubbles, pastures, in the coastal ranges, tropical mountain areas and interior in wet areas to

dry regions. The leaves are alternate, entire, with three prominent basal veins, and 2-7 cm long. Some species are deciduous while others evergreen. The flowers are small, inconspicuous yellow-green. The fruit is an edible drupe, yellow-brown, red, or black, globose or oblong, 1-5 cm long, often very sweet and sugary, reminiscent of a date in texture and flavor (Zargari, 1988).

For a long time, in folklore medicine, *Z. vulgaris* has been used for the treatment of some illnesses, such as digestive disorders, weakness, liver complaints, obesity, urinary disorders, diabetes, skin infections, fever, diarrhea and insomnia (Steiner, 1986; Scartezzini and Speroni, 2000). The seeds of *Z. vulgaris* (Sanjoin in Korean) are reputed to be the most important herbal drug for the treatment of insomnia as a sedative and nerve tonic in Chinese medicine. The fruits (fresh or dried) are used in Iranian traditional medicine to treat diabetes, colds and coughs (Han et al., 1990; Han and Park, 1987). These fruits are also used in Chinese and Korean traditional medicine, where they are believed to alleviate stress (Mill, 2009). Flavonoids, alkaloids, triterpenoids and saponins are the compounds most widely studied (Han et al., 1989).

From currently available pharmaceutical studies, additional pharmaceutical applications of *Z. vulgaris* include antifungal, antibacterial, antiulcer, anti-inflammatory, sedative and antiseptic (Jiang et al., 2007; Mahajan & Chopda, 2009) hypnotic, tranquilizing, sedative, analgesic, anti-inflammatory, antiarrhythmic and hypotensive (Han et al., 1989) activities.

To date, no review and systemic analysis of chemistry, pharmacology and clinical properties of *Z. vulgaris* has been reported. To help filling this gap, we prompted to provide the currently available information on traditional and local knowledge, ethno biological and ethno medicinal issues, identification of pharmacologically important molecules and pharmacological studies on this useful plant. The aim of this paper is to introduce

*Z. vulgaris* as a potent medicinal plant by highlighting its traditional applications as well as the recent findings for novel pharmacological and clinical applications.

## 2. Review

The data presented in this paper were collected using extensive scientific data from encyclopedia books, journals articles, and scientific biomedical databases including Pubmed, Scopus and Google Scholar.

### Phytochemical Contents

A survey of the literature revealed that a number of cyclopeptide and isoquinoline alkaloids flavonoids, terpenoids and their glycosides have been found to occur in various amounts in most *Ziziphus* species. The leaves of these plants contain betulinic and ceanothic acids, various flavonoids, saponins, erols, and triterpenes (Ali and Hamed, 2006; Glombitza et al., 1994).

Some phytochemical papers described the isolation of saponin compounds, Jujuboside A and B and flavonoid components and flavone-C-glycosides such as swertisin, spinosin,

6-sinapoylspinosin, 6-feruloylspinosin and *p*-coumaroylspinosin from *Z. vulgaris* seeds as the active principles for some pharmacologic activities (Han et al., 1989; Shin et al., 1982).

Sanjoinine A (frangufoline), B, D, F, G1 and Sanjoinine were cyclopeptide alkaloids also isolated from the seeds. Other compounds were identified to be nuciferine, nornuciferine, norisocorydine, N-methylasimilobine and caaverine which were included as alkaloids of aporphine series. Sanjoinine-K was identified as Coclaurine, a benzylisoquinoline alkaloid (Figure 1) (Han et al., 1989). A steroid triterpene, botulin, was also characterized in the seeds (Figure 5) (Patocka, 2003).

Ziziphusine, a new quarternary aporphine alkaloid was also identified in the seeds (Han et al., 1989).

3-O-[(2-O- $\alpha$ -D-fucopyranosyl-3-O- $\beta$ -D-glucopyranosyl)- $\alpha$ -L-arabinopyranosyl]-jajubogenin is the major saponin glycoside isolated from *Z. vulgaris* leaves and stems (Ikram et al., 1981). Mucilage, vitamin C, proteins, sugar and ziziphique acid are found in *Z. vulgaris* fruits (Salehi Surmaghi, 2010). This acid accompanying with a tannin named ziziphotannique acid were characterized in *Z. vulgaris* bark (Salehi Surmaghi, 2010).

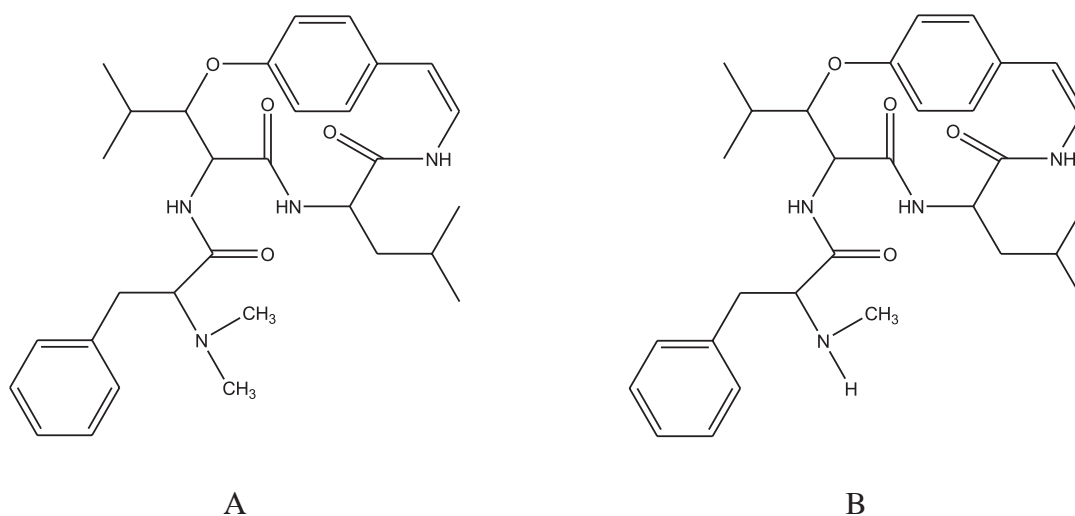


Figure 1. Structures of: A= Sanjoinine A, B= Sanjoinine B

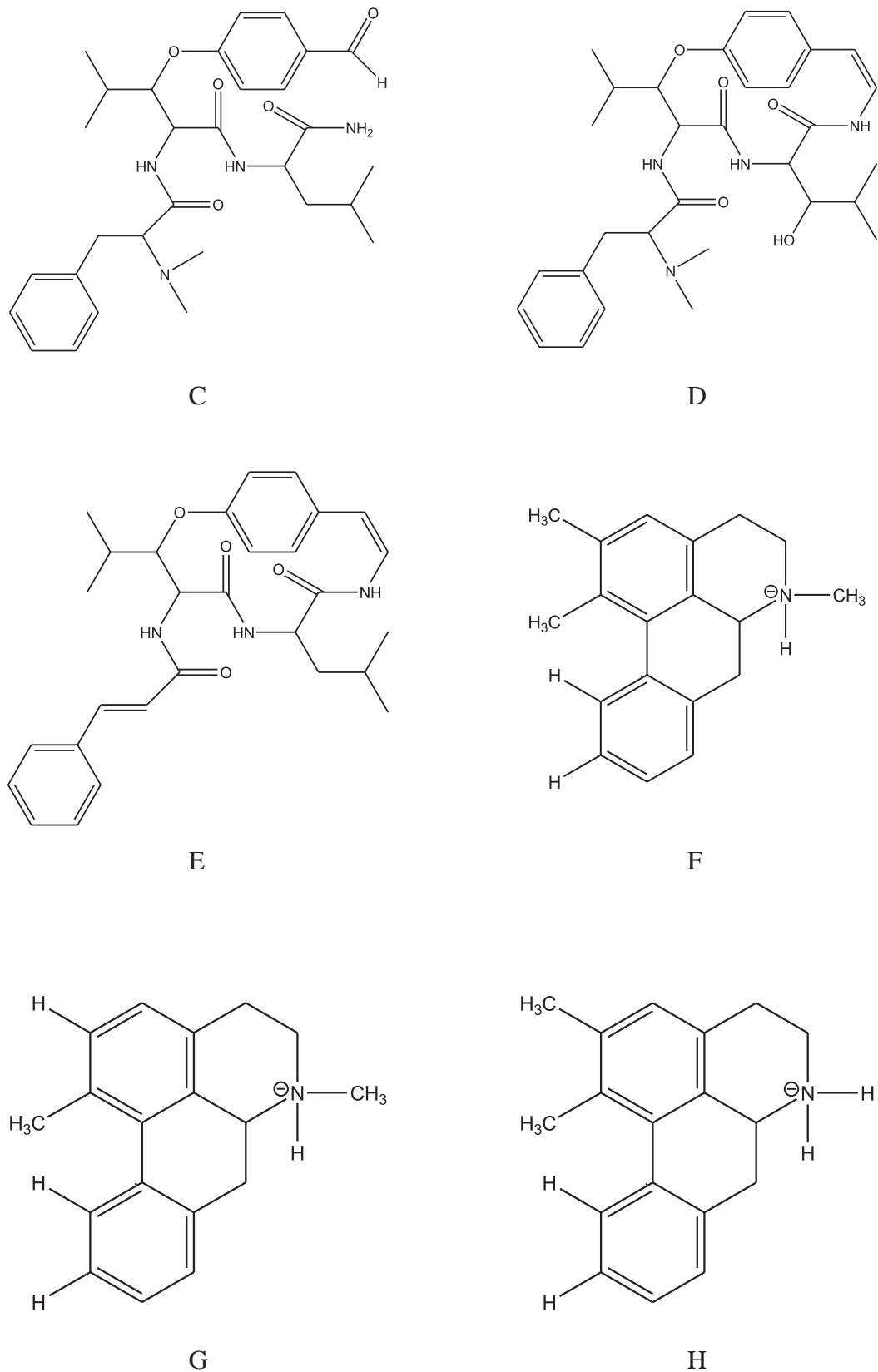


Figure 2. Structures of: C= Sanjoinine G2, D= Sanjoinine F, E= Sanjoinine, F= Nuciferine, G= G-methylasimilobine, H= Nornuciferine

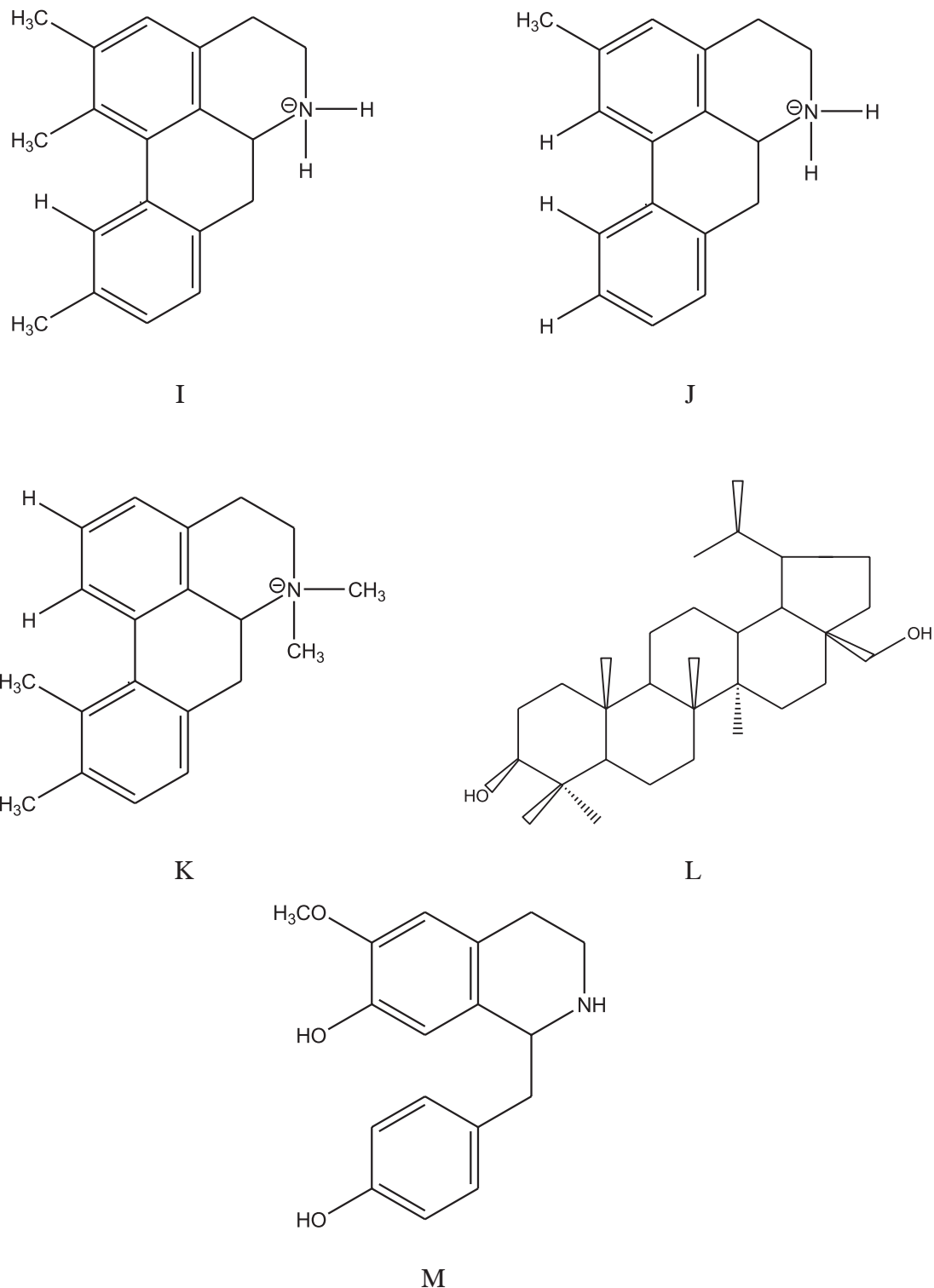


Figure 3. Structures of: I= Norisocorydine, J= Caaverine, K= Ziziphusine, L= Betulin, M= Coclaurine from *Z. vulgaris*.

Ziziphin is a compound contained in the leaves that temporarily anesthetizes the taste after chewing (Salehi Surmaghi, 2010).

### **Pharmacological Properties**

Various studies have revealed the different pharmacological potentials of *Z. vulgaris* in a range of in vitro and in vivo test models. In particular the aerial parts of the plant, has been demonstrated to possess antihyperglycemic, antihyperlipidemic, antioxidant and sedative activities at different doses/concentrations. These have been described in greater detail in the following subsections.

### **Antihyperglycemic and Antihyperlipidemic Effects**

Aqueous extract of *Z. vulgaris* fruits produced significant hypoglycemic effects in streptozocin-induced diabetic rats. A continuous treatment with the extract (0.25, 0.5, 1, 1.5 and 2 g/kg) for a period of 14 days resulted in a significant decrease in the blood glucose, but there were no significant changes in the insulin levels of diabetic rats.

*Z. vulgaris* aqueous extract demonstrated hypoglycemic effect by acting on glucose homeostasis in an extra-pancreatic way (Solati and Soleimani, 2010).

Improvement of liver function and a subsequent increase in the uptake of blood glucose and its utilization might be other mechanisms of action of *Z. vulgaris* (Vetrichelvan and Jegadeesan, 2002; Joy and Kuttan, 1999).

Another possible interpretation depends on the glucagon-lowering effect of saponin glycoside. Steroid saponin glycosides have been reported to significantly decrease plasma glucose, glucagon and cholesterol values in diabetic dogs (Al-Habori and Raman, 1998; Madar et al., 1988).

Continuous treatment with *Z. vulgaris* fruits produced a significant decrease in the blood triglycerides and LDL-cholesterol level. Inulin is a polymer of fructose with  $\beta$ -(2-1) glycosidic linkages, and it is present in the

*Ziziphus* species (Xue et al., 2006). As it is water-soluble, thereby not being hydrolyzed by human digestive enzymes, it behaves such as a soluble fiber and possesses a hypolipidemic effect (Lairon, 1996).

During extract treatment, there was no significant change in the activation of these enzymes, and the extract was found to be non-toxic to the mammalian system (Solati and Soleimani, 2010).

### **Antioxidant Activity**

Free radicals especially reactive oxygen species can produce several disorders by damaging biomolecules like Deoxyribonucleic Acid (DNA), proteins, and membrane lipids. Lipid peroxidation in Low-Density Lipoprotein (LDL) and membranes of hepatocytes are involved in atherosclerosis and liver disease respectively. Non-enzymatic glycosylation of proteins is involved in complications of diabetes (Foroughinia et al., 2011). An antioxidant is defined as 'any substance that, when present at low concentrations compared to those of an oxidizable substrate, significantly delays or prevents oxidation of that substrate' (Rhee et al., 2009; Wiseman et al., 1997; Mates et al., 1999). Antioxidants are of interest to biologists and clinicians because they help to protect the human body against injuries induced by reactive free radicals generated in atherosclerosis, ischemic heart disease, cancer, Alzheimer's disease, Parkinson's disease and even in aging process (Aruoma, 2003; Hemati et al., 2010). There is much evidence on the efficient anti-oxidative activity of natural products and their derivatives, thereby, their association with to anti-cancer, hypolipidemic, anti-aging and anti-inflammatory activities (Rhee et al., 2009; Wiseman et al., 1997; Hogg, 1998; Mates et al., 1999; Aruoma, 2003; Cho et al., 2006). Anti-oxidative capabilities of *Z. vulgaris* were evaluated by determining its effect on cell membrane of hepatocytes and red blood cell hemolysis (Foroughinia et al., 2011).

The inhibitory effects of *Z. vulgaris* ethanolic



and aqueous extracts on hemolysis of RBC were 67% at a concentration of 10  $\mu\text{g/ml}$ . The results showed that the fruits of this plant may have an antioxidant effect and can be probably used as an antioxidant and food supplement in diabetic and liver disease patients, and also in individuals susceptible to atherosclerosis. In addition, it may exert protective effects against some complications of diabetes (Foroughinia et al., 2011).

### Sedative Properties

The alkaloids isolated from *Z. vulgaris* seeds have shown sedative activity by measuring the hexobarbital induced sleeping time (Han et al., 1989). Oral administration of methanol extract of the seeds (1g/kg) prolonged the hexobarbital induced sleeping time by more than 67%. Sanjoinine A and nuciferine showed strong sedative activity. Nuciferine has been already reported as having major tranquilizing characteristics. The sedative activity of sanjoinine-A at dose of 3 mg/kg was potent enough to indicate that such cyclopeptide alkaloids can be effective components in the seeds and this was the first finding of sedative activity in cyclopeptide alkaloids (Han et al., 1989).

Actually all the alkaloids of *Z. vulgaris* seeds exist as a mixture in a certain ratio, hence some drug interactions such as additively, synergistic or counteracting interaction could be postulated. In order to clarify these possibilities, sanjoinine A was co-administered with nuciferine. There was additively between sanjoinine A and nuciferine.

Butanol fraction of the seeds has also shown potent sedative activity. Some papers described the sedative activity of flavonoids or saponins which constitute the major part of this fraction. In fact the butanol fraction contains also small amount of aporphine alkaloids such as caaverine and N-methylasimilobine and norisocorydine as minor components impurity which are very difficult to separate by solvent partition due to the formation of salt with flavonoids. It is very likely that some part

of the sedative activity of this fraction may be attributed to the presence of these minor alkaloids (Han et al., 1989).

### 3. Conclusion

This paper reviewed the relevant literature to congregate the botanical, ethnobotanical, phytochemical, and pharmacological information on *Z. vulgaris*. Previous studies have demonstrated various pharmacological activities of *Z. vulgaris*. However, detail and careful analysis of the reported data leads us to conclude that the only promising antioxidant and sedative activities of the plant are related to antihyperglycemic, antihyperlipidemic. Despite that there are many diseases for which the plant finds use as a medicine, few studies has assessed its therapeutic efficacy. Regarding the wide medicinal uses of *Z. vulgaris* in Asian, Iranian and Arabic folklores as described in ethnobotanical surveys, it is necessary to conduct more clinical and pharmacological studies at molecular level to investigate untapped potential of this plant. For this reason, extensive pharmacological and chemical experiments, together with human metabolism, will be a focus for future studies. Recent increase in interest on herbal medicines accompanied by increased laboratory investigation into the pharmacological properties of the bioactive ingredients and their ability to treat various diseases has contributed to numerous drugs/herbal extracts entering the international market. As the recent information shows, it is also possible that saponins and alkaloids might be useful in the development of new drugs to treat antihyperglycemic and antihyperlipidemic. However, clinicians should remain alert until more definitive studies demonstrate the safety, efficacy and quality of the compound. Last but not the least, this paper emphasizes the potential of *Z. vulgaris* to be employed in the development of new therapeutic drugs and

provide the basis for future research on the application of transitional medicinal plants.

#### 4. References

- Al-Habori M, Raman A. 1998. Antidiabetic and hypocholesterolaemic effects of fenugreek. *Phytother Res.* 12: 22-35.
- Ali SA, Hamed MA. Effect of *Ailanthus altissima* and *Zizyphus spina-christi* on Bilharzial infestation in mice: histological and histopathological studies. *J Appl Sci* 2006; 6: 1437-1446.
- Aruoma OI. Methodological considerations for characterizing potential antioxidant actions of bioactive components in plant foods. *Mutat Res.* 2003; 523-524: 9-20.
- Calixto JB. Twenty-five years of research on medicinal plants in Latin America: A personal view. *J. Ethnopharmacol* 2005; 100:131-134.
- Cho J, Prak SC, Kim TW, Kim KS, Song JC, Kim SK et al. Radical scavenging and anti-inflammatory activity of extracts from *Opuntia humifusa*. *Raf J Pharm Pharmacol.* 2006; 58: 113-119.
- Foroughinia F, Eshraghi A, Asgari S, Movahedian A, Naderi GA, Badiie A. Antioxidant effects of water and ethanolic extract of *Zizyphus vulgaris*, *Berberis integrifolia*, *Portulaca oleracea*, and *Gundelia tournefortii* on cell membrane of hepatocytes and red blood cell hemolysis. *J Med Plants* 2011; 10(40): 80-88.
- Glombitza K, Mahran G, Mirhom Y, Michel K, Motawi T. Hypoglycemic and antihyperglycemic effects of *Zizyphus spinachristi* in rats. *Planta Med.* 1994; 60: 244.
- Halerstein RA. Medicinal plants: Historical and cross-cultural usage patterns. *Ann. Epidemiol.* 2005; 15:686-699.
- Han BH, Park MH. Alkaloids are the sedative principles of the seeds of *Zizyphus vulgaris* var. *spinosa*. *Arch Pharm Res.* 1987; 10: 203-207.
- Han BH, Park MH, Han Y. Cyclic peptide and peptide alkaloids from seeds of *Zizyphus vulgaris*. *Phytochem.* 1990; 29:3315-3319.
- Han BH, Park MH, Park JH. Chemical and pharmacological studies on sedative cyclopeptide alkaloids in some Rhamnaceae plants. *Pure Appl Chem.* 1989; 61(3): 443-448.
- Heinrich M, Barnes J, Gibbons S, Williamson EM. *Fundamentals of pharmacognosy and phytotherapy.* Oxford, Elsevier science Ltd., 2004.
- Hemati A, Azarnia M, Angaji AH. Medicinal effects of *Heracleum persicum* (Golpar). *Middle-East J Sci Res.* 2010; 5(3):174-176.
- Hogg N. Free radicals in disease. *Seminars in reproductive endocrinology* 1998; 16: 241-248.
- Ikram M, Ogihara Y, Yamasaki K. Structure of a new saponin from *Zizyphus vulgaris*. *J Nat Prod.* 1981; 44 (1): 91-93.
- Jiang JG, Huang XJ, Chen J, Lin QS. Comparison of the sedative and hypnotic effects of flavonoids, saponins, and polysaccharides extracted from *Semen Zizyphus jujuba*. *Nat Prod Res.* 2007; 21(4):310-320.
- Joy K, Kuttan R. Anti-diabetic activity of *Picrorrhiza kurroa* extract. *J Ethnopharmacol.* 1999; 67:143-148.
- Kim JD, Kang SM, Park MY, Jung TY, Choi HY, Ku SK. Ameliorative anti-diabetic activity of dangnyosoko, a chinese herbal medicine, in diabetic rats. *Biosci Biotechnol Biochem.* 2007; 71:1527-1534.
- Lairon D. Dietary fibres: effects on lipid metabolism and mechanisms of action. *European J Clin Nutr.* 1996; 50:125-133.
- Madar Z, Nir M, Trostler N, Norenberg C. Effects of cotton seed dietary fiber on metabolic parameters in diabetic rats and non-insulin-dependent diabetic humans. *J Nutr.* 1988; 118(9):1143-8.
- Mahajan RT, Chopda MZ. Phyto-pharmacology of *Zizyphus jujuba* Mill. - A plant review. *Pharmacog Rev.* 2009; 3(6): 320-329.
- Mates JM, Perez-Gomez C, Nunez de Castro I. Antioxidant enzymes and human diseases. *Clin. Biochem.* 1999; 32:595-603.
- Mill GP. Demonstration of the psychotropic effect of mother tincture of *Zizyphus jujuba*. *Phytother.* 2009; 7(1): 31-36.
- Patocka J. Biologically active pentacyclic triterpenes and their current medicine signification. *J. Appl. Biomed.* 2003; 1(7):7-12.
- Rhee MH, Park HJ, Cho JY. *Salicornia herbacea*: Botanical, Chemical and pharmacological review of



halophyte marsh plant. *J Med Plants Res.* 2009; 3(8): 548-555.

Salehi Surmaghi MH. *Medicinal plants and phytotherapy.* Vol. 3, Donya e Taghzieh Publications., Tehran: 292; 2010.

Scartezzini P, Speroni E. Review on some plants of Indian traditional medicine with antioxidant activity. *J Ethnopharmacol.* 2000; 71:23-43.

Shin KH, Kim HY, Woo WS. Determination of flavonoids in seeds of *Zizyphus vulgaris* var. *spinosus* by high performance liquid chromatography. *Planta Med.* 1982; 44(2):94-96.

Solati J, Soleimani N. Antihyperglycemic and antihyperlipidemic effects of *Zizyphus vulgaris* L. onreptozocin-induced diabetic adult male Wistar rats. *Acta Diabetol.* 2010; 47(1): 219-223.

Steiner R. *Folk medicine. The art and the science.* American Chemical Society, Washington DC, 1986; 92-97.

Vetrichelvan T, Jegadeesan M. Anti-diabetic activity of alcoholic extract of *Aerva lanata* (L.) Juss. ex Schultes in rats. *J Ethnopharmacol.* 2002; 80:103-107.

Wiseman SA, Balentine DA, Frei B. Antioxidants in tea. *Crit Rev Food Sci Nutr.* 1997; 37:705-718.

Xue M., Zhang L, Wang Q, Zhang J, Bai F. *Metschnikowia sinensis* sp. nov., *Metschnikowia zizyphicola* sp. nov. and *Metschnikowia shanxiensis* sp. nov., novel yeast species from jujube fruit. *Int J Syst Evol Microbiol.* 2006; 56:2245-2247.

Zargari A. *Medicinal Plants.* vol 2. Tehran University Press, Iran: 42; 1988.